

PRELIMINARY

A10 MEDIUM THROW LINE SOURCE



- High output (137 / 139 dB SPL max)
- Solid LF resources (>10 dB LF contour)
- Lightweight (20 / 22 kg)
- Simple, fast, integral rigging
- Flexible coverage (2 enclosures + Panflex)
- Application versatility (horizontal or vertical arrays)
- Exceptional scalability (50 to 2500 people)
- Plug-and-play simplicity



ELECTRO-ACOUSTICS



Part of the A Series, A10 is a medium throw product line designed for production applications up to 35 m. The highly multifunctional family includes A10 Focus and A10 Wide, passive 10" systems with distinct coverage patterns. A10 products can be flown or stacked in combinations to form vertical or horizontal line sources or used individually as configurable directivity point sources.

A10 can adapt to virtually any audience geometry with two enclosure coverage options (10° or 30°), Panflex for user adjustable waveguide directivity (70°, 110° or 90° asymmetrical) and a range of accessories for vertical or horizontal deployment.

A10 deployment requires a single preset that is optimized to provide amazing plug-and-play performance for both A10 models regardless of Panflex configuration. Performance can be further enhanced with Soundvision's sophisticated optimization tools.

On its own, A10 provides extended low frequency capability, adapted for vocal reinforcement and live concerts. The dedicated KS21 subwoofer can be groundstacked or flown with A10 products to reinforce contour and extend bandwidth to 31 Hz.

The A10 family is a highly scalable system that can do it all – delivering concert level performance as mains for a variety of applications or supplementing a larger L-Acoustics solution as fills or delays.

PHYSICAL

The A10 Focus and Wide enclosures are constructed of premium grade Baltic beech and birch plywood to ensure maximum acoustical and mechanical integrity. Bent wood technology combined with a thickness optimization process greatly reduces weight and ensures a sturdy and acoustically optimized cabinetry.

The A10 products integrate a two-point captive rigging system that simplifies deployment and provides visual safety assessment. Each enclosure features ergonomic handles, bottom ground runners, matching top tracks and corner stops to protect side panels during handling.

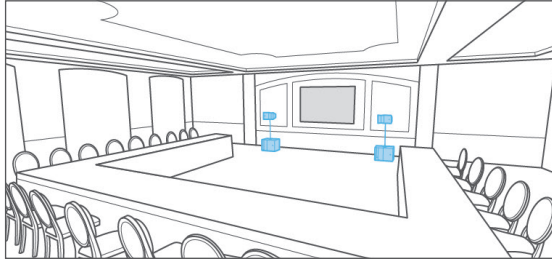
The A10 family has been weatherized to achieve an IP55 rating for outdoor operations.



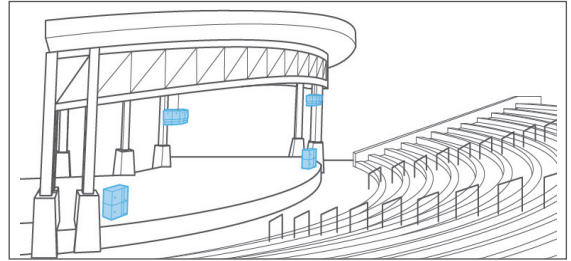
Integrated rigging with safety check; ergonomic handles; ground runners; corner stops.

APPLICATIONS AND BENEFITS

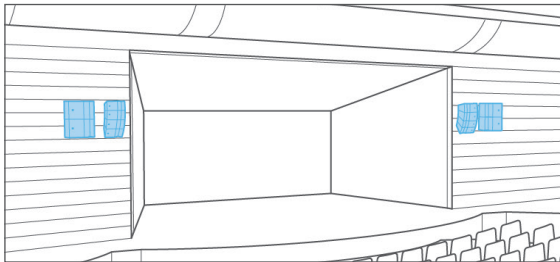
A10 is a multifunctional solution that can be deployed in a wide variety of ways to address mobile applications. A10 can stand on its own for small to medium sized events or complement a long throw system on larger applications.



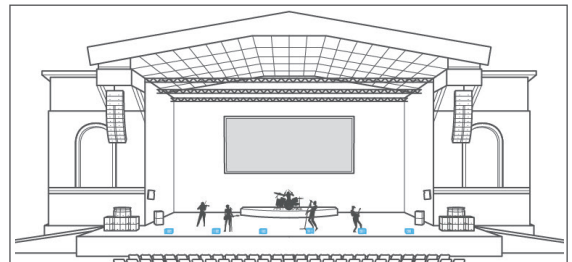
Corporate main system



Amphitheater main system



Theater main system



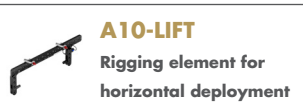
Large festival front fill system

RIGGING

The A10 products can be flown or stacked on their own or in combinations with KS21. Dedicated rigging elements allow for vertical or horizontal line source deployment. The A10 products can also be flown or pole-mounted individually as a configurable directivity point source.



A10-BUMP
Flying frame for A10



A10-LIFT
Rigging element for horizontal deployment




A-TILT + KS21-OUTRIG
Rigging element for stacking A10 onto KS21



A-MOUNT
Pole mount for A10



A10-RIGBAR
Rigging bar and pullback for A10



AMPLIFIED CONTROLLERS

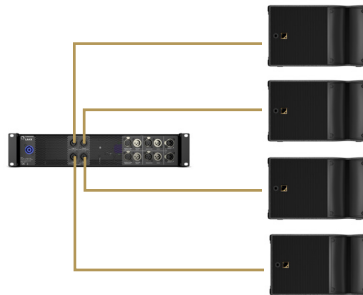
LA4X is the recommended amplified controller with one A10 per output channel for optimal use of the Autosolver tools. LA4X supports a total of six A10 for maximum power density.

LA12X can be used to power and control up to three A10 per output channel. This configuration simplifies deployment and cable management but reduces optimization capabilities.

LA4X: amplified controller with DSP



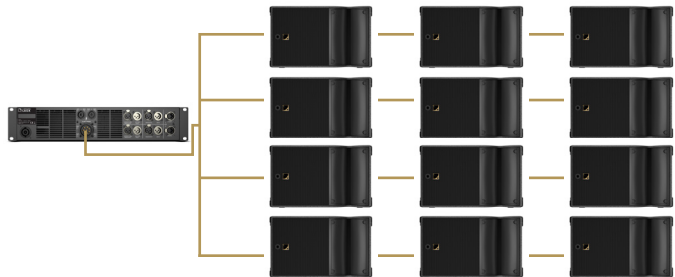
4 x 1000 W / 8 ohms or 4 ohms
4 inputs x 4 outputs architecture
Max 6 enclosures per amplified controller



LA12X: amplified controller with DSP



4 x 3300 W / 2.7 ohms
4 inputs x 4 outputs architecture
Max 12 enclosures per amplified controller



L-CASE: transport and operation case for electronics



Capacity: single 2U amplified controller
Stacked or flown



SUBWOOFERS

KS21: reference 21" subwoofer (1 x 21")

A10 + KS21 bandwidth: 31 Hz – 20 kHz
Ratio of 1 KS21 to 1 A10
Contour reinforced by 10 dB at 100 Hz



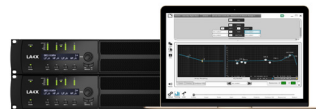
SOFTWARE

SOUNDVISION: simulation software



3D electro-acoustic & mechanical simulation software

LA Network Manager: control & monitoring software



Real-time control and monitoring up to 253 units
Multiple network topologies

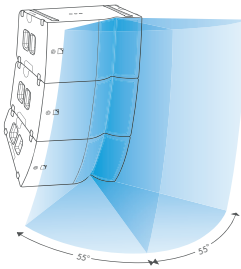
A Series: Flexibility and scalability for medium throw applications



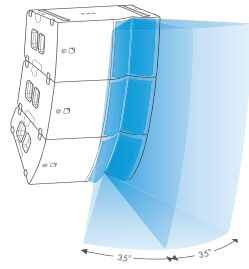
The multifunctional A series comprises four medium throw loudspeakers and a dedicated subwoofer with flexible coverage options, adaptable directivity and up to 45 meters of throw. The A series delivers the performance of a large concert system in a plug-and-play solution that is easier to design and deploy. Scaling to a variety of applications, A series enclosures can be used individually as a point source or combined to form vertical or horizontal line sources.

COVERAGE

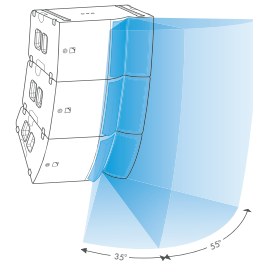
Panflex at 110°



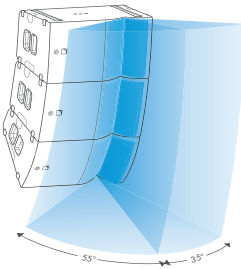
Panflex at 70°



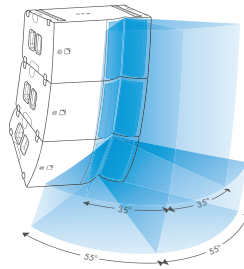
Panflex at 90° HF side



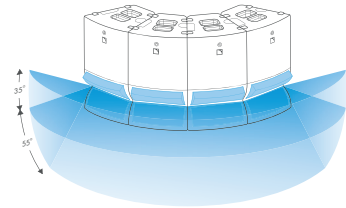
Panflex at 90° LF side



Mixed Panflex at 70°/110°

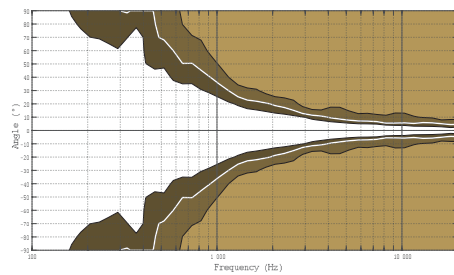


Panflex at 90° down

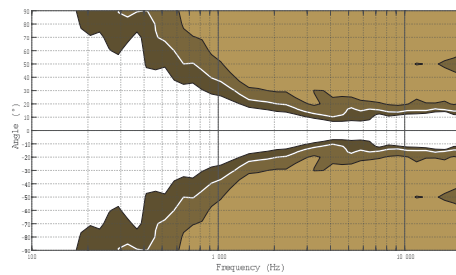


BEAMWIDTH

A10 Focus

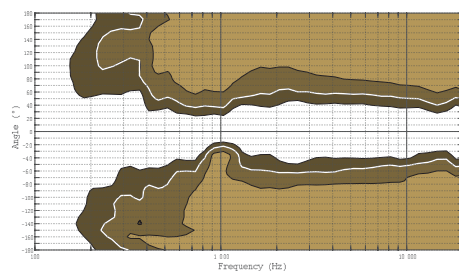


A10 Wide

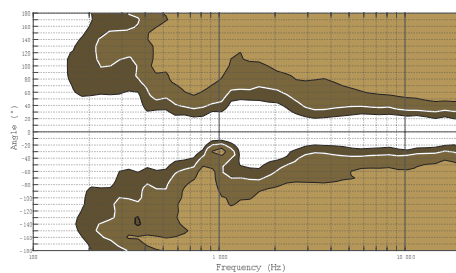


► Dispersion angle diagram of a single A10 Focus (left) and A10 Wide (right) in the vertical plane using lines of equal sound pressure at -3 dB, -6 dB, -12 dB.

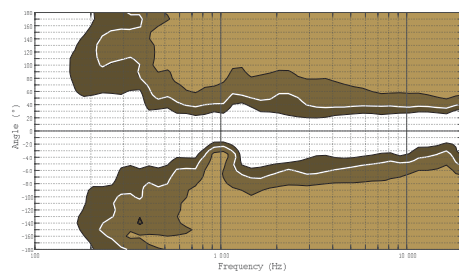
A10 Focus/Wide with Panflex at 110°



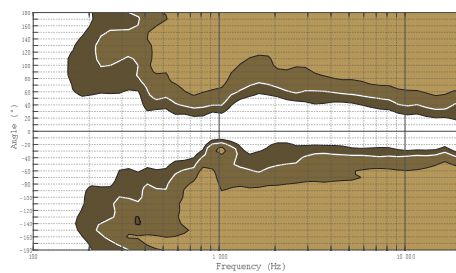
A10 Focus/Wide with Panflex at 70°



A10 Focus/Wide with Panflex at 90° LF side



A10 Focus/Wide with Panflex at 90° HF side



► Dispersion angle diagrams of a single A10 in the horizontal plane for all Panflex settings using lines of equal sound pressure at -3 dB, -6 dB, -12 dB.

PRELIMINARY

A10 FOCUS MEDIUM THROW LINE SOURCE



A10 Focus is a medium throw loudspeaker designed for production applications. Part of the multifunctional A10 family, the passive 10" enclosure offers exceptional deployment flexibility and simplicity without compromising performance.

With a tightly-controlled 10° enclosure coverage, A10 Focus boasts an impressive output of 139 dB and ensures projection up to 35 m. Panflex allows users to adapt directivity to the audience geometry and ensure exceptional frequency response stability.

Combinations of A10 Focus and A10 Wide can be flown or stacked to form a vertical line source. A10 Focus can also be used individually as a configurable directivity point source for front fill or delay applications where narrow coverage is required.

An A10 Focus line source provides exceptional performance in the vocal range and strong LF resources adapted to live concerts. The companion subwoofer KS21 further reinforces contour and extends bandwidth to 31 Hz for demanding applications.

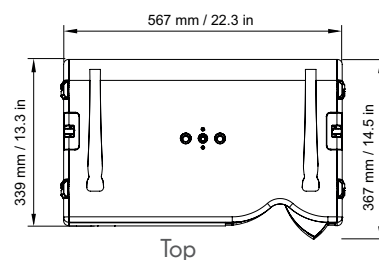
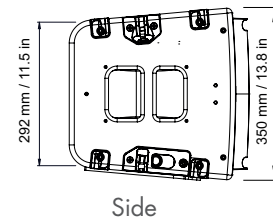
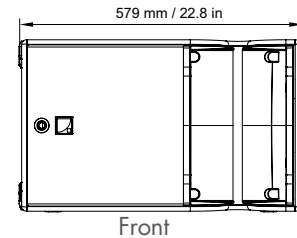
A10 Focus is a highly scalable solution that delivers concert level performance for small to large events, or supplements a larger L-Acoustics solution as fills or delays.



SPECIFICATIONS

Description	2-way passive constant curvature WST 10°, amplified by LA4X / LA8 / LA12X
Usable bandwidth (-10 dB)	64 Hz - 20 kHz ([A10])
Maximum SPL¹	139 dB ([A10])
Nominal directivity	Enclosure: 10° Panflex: 70° / 110° symmetric or 90° asymmetric
Transducers	LF: 1 × 10" neodymium cone driver HF: 1 × 2.5" diaphragm neodymium compression driver
Acoustical load	LF: Bass-reflex, L-Vents HF: DO SC waveguide, Panflex
Nominal impedance	8 Ω
Connectors	IN: 1 × 4-point speakON LINK: 1 × 4-point speakON
Rigging and handling	Flush-fitting two-point rigging system 1 handle, 8 corner stops and 2 ground runners
Safety	1 DIN580-compatible M8 insert
Weight (net)	22 kg / 49 lb
Cabinet	Premium grade Baltic beech and birch plywood
Front	Coated steel grill Acoustically neutral 3D fabric
Rigging components	High grade steel with anti-corrosion coating
Finish	Dark grey brown Pantone 426 C
IP	IP55

¹ Peak level at 1 m under free field conditions using pink noise with crest factor 4 (preset specified in brackets).



PRELIMINARY

A10 WIDE MEDIUM THROW LINE SOURCE



A10 Wide is a medium throw loudspeaker designed for production applications. Part of the multifunctional A10 family, the passive 10" enclosure offers exceptional deployment flexibility and simplicity without compromising performance.

The 30° enclosure of A10 Wide enables a compact array to provide expansive coverage while preserving sightlines. Panflex allows users to adapt directivity to the audience geometry and ensure exceptional frequency response stability.

Combinations of A10 Wide and A10 Focus can be flown or stacked to form a vertical line source. A10 Wide can also be used individually as a configurable directivity point source for delays and pole-mounted applications.

A10 Wide deploys radially to offer extensive horizontal coverage with few elements and delivers strong LF resources adapted to live concerts. The companion subwoofer KS21 further reinforces contour and extends bandwidth to 31 Hz for demanding applications.

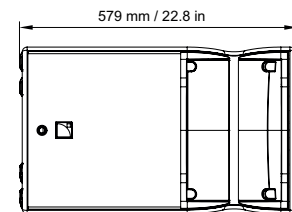
A10 Wide is a highly scalable solution that delivers concert level performance for small to large events or supplements a larger L-Acoustics solution as fills or delays.



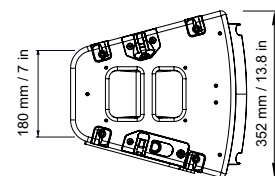
SPECIFICATIONS

Description	2-way passive constant curvature WST 30°, amplified by LA4X / LA8 / LA12X
Usable bandwidth (-10 dB)	66 Hz - 20 kHz ([A10])
Maximum SPL¹	137 dB ([A10])
Nominal directivity	Enclosure: 30° Panflex: 70° / 110° symmetric or 90° asymmetric
Transducers	LF: 1 × 10" neodymium cone driver HF: 1 × 2.5" diaphragm neodymium compression driver
Acoustical load	LF: Bass-reflex, L-Vents HF: DOSC waveguide, Panflex
Nominal impedance	8 Ω
Connectors	IN: 1 × 4-point speakON LINK: 1 × 4-point speakON
Rigging and handling	Flush-fitting two-point rigging system 1 handle, 8 corner stops and 2 ground runners
Safety	1 DIN580-compatible M8 insert
Weight (net)	20 kg / 44 lb
Cabinet	Premium grade Baltic beech and birch plywood
Front	Coated steel grill Acoustically neutral 3D fabric
Rigging components	High grade steel with anti-corrosion coating
Finish	Dark grey brown Pantone 426 C
IP	IP55

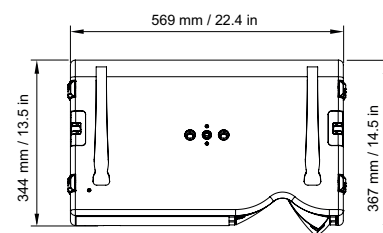
¹ Peak level at 1 m under free field conditions using pink noise with crest factor 4 (preset specified in brackets).



Front



Side



Top

PRELIMINARY

KS21 SUBWOOFER

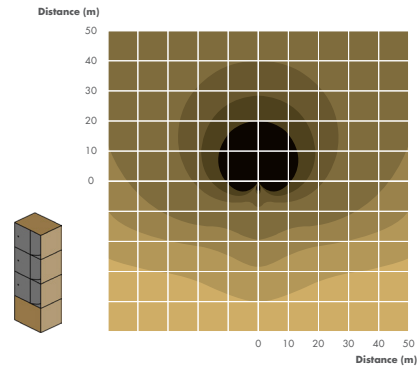
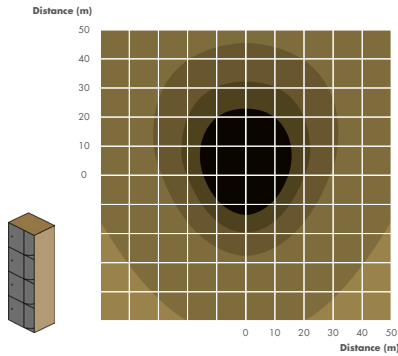


Description	High power compact subwoofer: 1 × 21" amplified by LA4X / LA8 / LA12X
Usable bandwidth (-10 dB)	31 Hz - 100 Hz ([KS21_100])
Maximum SPL¹	138 dB ([KS21_100])
Nominal directivity	Standard or cardioid configurations
Transducers	1 × 21" neodymium cone driver
Acoustical load	Bass-reflex, L-Vents
Nominal impedance	8 Ω
Connectors	IN: 1 × 4-point speakON LINK: 1 × 4-point speakON
Rigging and handling	Flush-fitting two-point rigging system 1 pole mount with M20 × 150 insert 4 handles, 8 corner stops and 2 ground runners
Weight (net)	49 kg / 108 lb
Cabinet	Premium grade Baltic beech and birch plywood
Front	Coated steel grill Acoustically neutral 3D fabric
Rigging components	High grade steel with anti-corrosion coating
Finish	Dark grey brown Pantone 426 C



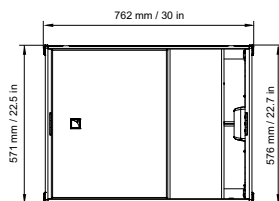
¹ Peak level at 1 m under half space conditions using pink noise with crest factor 4 (preset specified in brackets).

ISOCONTOUR

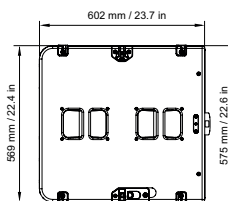


► SPL mapping of a block of four KS21 in standard (left) and cardioid (right) arrangements, using surfaces of equal sound pressure with three dB step colored scale.

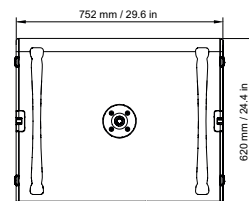
DIMENSIONS



Front



Side



Top