



# SM58

## Vocal Microphone

User guide for the Shure SM58, our legendary dynamic cardioid microphone. Find the frequency response, specifications, placement tips, and more.

Version: 6.2 (2023-J)

---

# Table of Contents

|   |          |                             |          |
|---|----------|-----------------------------|----------|
| <b>SM58 Vocal Microphone</b>              | <b>3</b> | <b>Specifications</b>       | <b>4</b> |
| <b>General Description</b>                | <b>3</b> | <b>Accessories</b>          | <b>6</b> |
| Features                                  | 3        | Furnished Accessories       | 6        |
| <b>Placement</b>                          | <b>3</b> | Optional Accessories        | 6        |
| General Rules for Use                     | 3        | Replacement Parts           | 7        |
| Applications And Placement                | 4        | <b>Additional Resources</b> | <b>7</b> |
| Avoiding Pickup of Unwanted Sound Sources | 4        | <b>Certifications</b>       | <b>7</b> |
| Proximity Effect                          | 4        |                             |          |

---

# SM58

## Vocal Microphone

---

### General Description

The Shure SM58<sup>®</sup> is a unidirectional (cardioid) dynamic vocal microphone for professional vocal use in sound reinforcement and studio recording. A highly effective, built-in, spherical filter minimizes wind and breath “pop” noise. A cardioid pickup pattern isolates the main sound source while minimizing unwanted background noise. The SM58 has a tailored vocal response for a sound which is a world standard. Rugged construction, a proven shockmount system, and a steel-mesh grille ensure that even with rough handling, the SM58 will perform consistently. Outdoors or indoors, singing or speech, the SM58 is the overwhelming choice of professionals worldwide.

### Features

- Performance tested, industry standard
- Uniform cardioid pick-up pattern for maximum gain before feedback and excellent rejection of off-axis sound
- Tailored frequency response specifically shaped for vocals, with brightened midrange and bass roll off to control proximity effect
- Advanced pneumatic shock mount system that minimizes transmission of mechanical noise and vibration
- Steel-mesh grille and enamel-coated metal construction resist wear and abuse
- Effective built in pop-filter reduces undesirable wind and breathe noise
- Furnished with zippered storage bag and break-resistant stand adapter
- On/Off switch (SM58S and SM58SE only)
- Extremely durable under the heaviest use
- Shure quality, ruggedness and reliability

---

### Placement

#### General Rules for Use

- Aim the microphone toward the desired sound source (such as the talker, singer, or instrument) and away from unwanted sources.
- Place the microphone as close as practical to the desired sound source.
- Work close to the microphone for extra bass response.
- Use only one microphone to pick up a single sound source.
- Use the fewest number of microphones as practical.
- Keep the distance between microphones at least three times the distance from each microphone to its source.
- Place microphones as far as possible from reflective surfaces.
- Add a windscreen when using the microphone outdoors.
- Avoid excessive handling to minimize pickup of mechanical noise and vibration.
- Do not cover any part of the microphone grille with your hand, as this will adversely affect microphone performance.

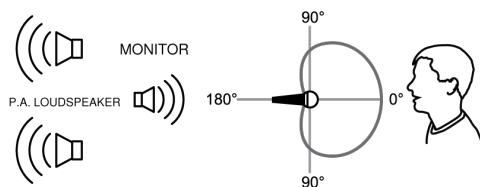
## Applications And Placement

The following table lists the most common applications and placement techniques. Keep in mind that microphone technique is largely a matter of personal taste; there is no one “correct” microphone position.

| Application | Suggested Microphone Placement  | Tone Quality   |
|-------------|---|--|
| Vocals      | Lips less than 15 cm (6 in.) away or touching the wind-screen, on axis to microphone. | Robust sound, emphasized bass, maximum isolation from other sources. |
|             | <b>15 to 60 cm (6 in. to 2 ft.) away from mouth, just above nose height.</b>          | Natural sound, reduced bass.   |
|             | <b>20 to 60 cm (8 in. to 2 ft.) away from mouth, slightly off to one side.</b>        | Natural sound, reduced bass and minimal “s” sounds.                  |
|             | <b>90 cm to 1.8 m (3 to 6 ft.) away.</b>  | Thinner, distant sound; noticeable levels of ambient noise.          |

## Avoiding Pickup of Unwanted Sound Sources

Place the microphone so that unwanted sound sources, such as monitors and loudspeakers, are directly behind it. To minimize feedback and ensure optimum rejection of unwanted sound, always test microphone placement before a performance.



**Recommended Loudspeaker Locations for Cardioid Microphones**

## Proximity Effect

Unidirectional (cardioid) microphones progressively boost bass frequencies by 6 to 10 dB below 100 Hz when the microphone is at a distance of about 6 mm (1/4 in.) from the sound source. This phenomenon, known as proximity effect, can be used to create a warmer, more powerful sound. To prevent explosive low frequency sound during close-up use, the bass response gradually rolls off. This provides greater control and helps the user take advantage of proximity effect.

## Specifications

### Type

Dynamic (moving coil)

### Frequency Response

50 to 15,000 Hz

### Polar Pattern

Cardioid

## Output Impedance

300  $\Omega$

## Sensitivity

at 1 kHz, open circuit voltage

-56.0 dBV/Pa [1] (1.6 mV)

## Polarity

Positive pressure on diaphragm produces positive voltage on pin 2 with respect to pin 3

## Weight

0.33 kg (0.72 lb)

## Switch

SM58S, SM58SE

On/Off Switch

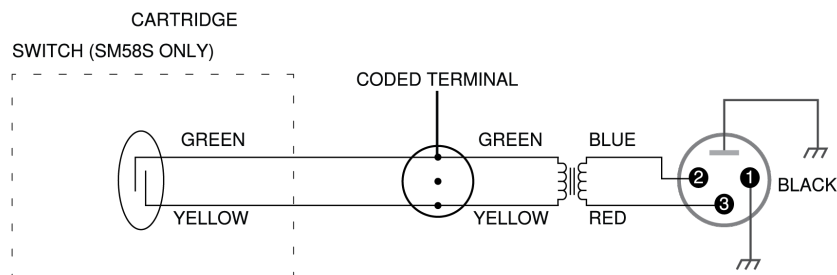
## Connector

Three-pin professional audio (XLR), male

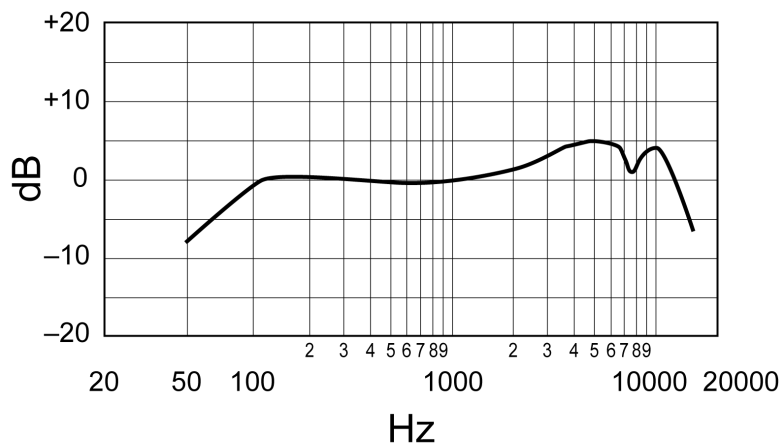
## Housing

Dark gray, enamel-painted, die cast metal; matte-finished, silver colored, spherical steel mesh grille

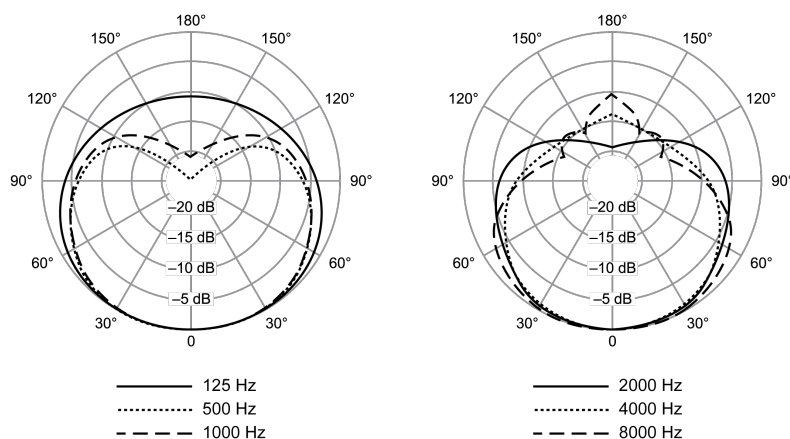
1 dBV/Pa= 94 dB SPL



**Wiring Diagram**



Typical Frequency Response



Typical Polar Pattern

## Accessories

### Furnished Accessories

|   |         |
|---|---------|
| Microphone Clip for SM58, SM57, SM87A, BETA87A, BETA87C, PGA57, PGA58, PGA48, PGA81 | A25D    |
| Carrying/Storage Bag  | 95A2313 |

### Optional Accessories

|  |       |
|--|-------|
| Foam Windscreen for all larger Shure "ball-type" Microphones available in black, blue, gray, green, red and yellow | A58WS |
|--|-------|

|   |       |
|---|-------|
| <b>Desk Stand</b>   | S37A  |
| <b>Shock Stopper® Isolation Mount</b>   | A55M  |
| <b>Shock Stopper Isolation Mount</b>  | A55HM |
| <b>Over/Under Dual Mount for two microphones: SM57, BETA57A or 545 Series microphones</b> | A26M  |
| <b>25 foot (7.5m) Triple-Flex® Microphone XLR Cable with Switchcraft connectors</b>       | C25E  |
| <b>25 foot (7.5m) Triple-Flex Microphone XLR Cable with chrome connectors</b>             | C25F  |

## Replacement Parts

|   |        |
|---|--------|
| <b>Grille for Wired and Wireless SM58</b> | RK143G |
| <b>Cartridge for SM58</b>                 | R59    |

## Additional Resources

- [Shure Knowledge Base FAQs](#)
- [Training from the Shure Audio Institute](#)
- [Microphone Techniques for Recording](#)
- [Houses of Worship Systems Guide](#)
- [Shure Performance & Production YouTube channel](#)
- [Shure Creators YouTube channel](#)

## Download Shure Software

- [Software and firmware archive](#)

## Certifications

This product meets the Essential Requirements of all relevant European directives and is eligible for CE marking.

The CE Declaration of Conformity can be obtained from: [www.shure.com/europe/compliance](http://www.shure.com/europe/compliance)

Authorized European representative:

Shure Europe GmbH  
 Global Compliance  
 Jakob-Dieffenbacher-Str. 12  
 75031 Eppingen, Germany  
 Phone: +49-7262-92 49 0  
 Email: [info@shure.de](mailto:info@shure.de)  
[www.shure.com](http://www.shure.com)